



GLOBAL MINING
P R O D U C T S

Quality, Service, Value

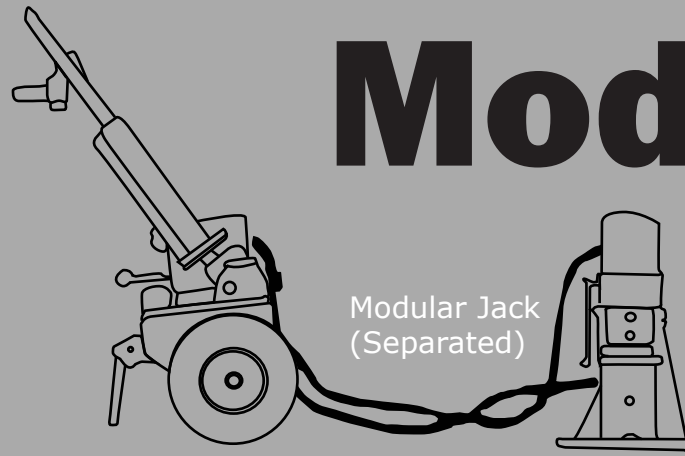
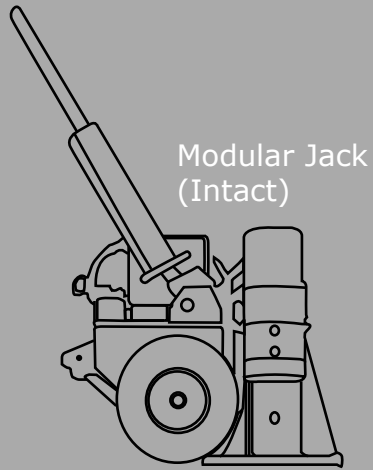
The NEW standard in Wheeled Jacks

Modular Jack

Modular design allows for quick interchange and control of multiple Lift Modules with one pump.

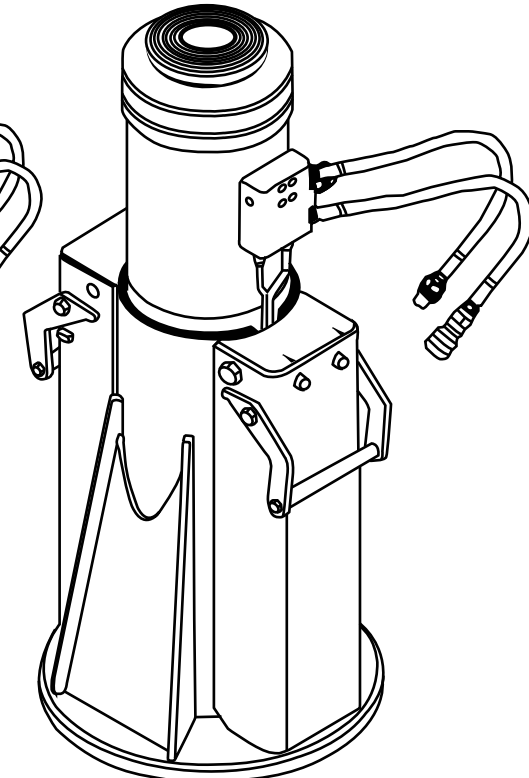
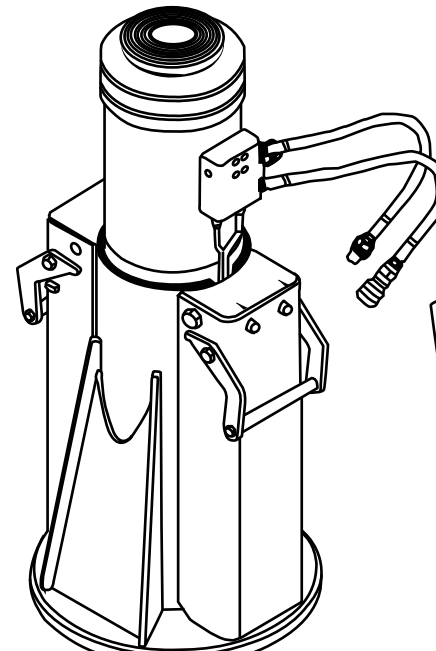
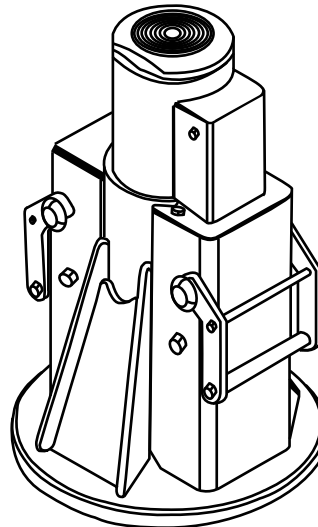
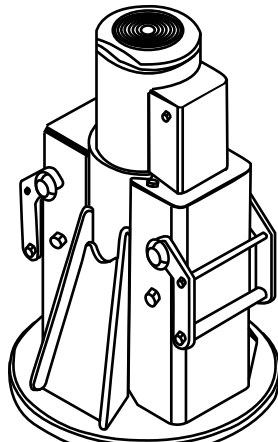
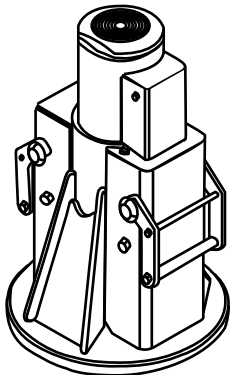


Modular Jack



The modular design allows the Pump Module to be separated from the Lift Module; providing more versatility.

“The Jacking System of the new millennium”



A single Pump Module can be interchanged with a 40, 60, 90/100 Ton Lift Modules at any time.

The same principle applies for your “BIGGER” jacking tasks with 120 and 175 Ton Lift Modules.

With all the combinations, the Modular Jack system ensures you always have the right jack for the right job!

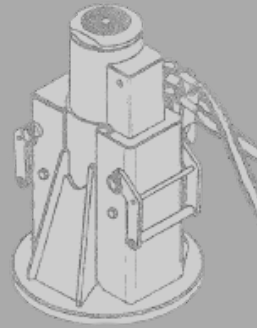


MORE POWER

Featuring a manifold which allows you to operate 2 Lift Modules with a single pump.

MORE PRODUCTIVITY

Once the load has been lifted, the pump may be disconnected and used in another application.

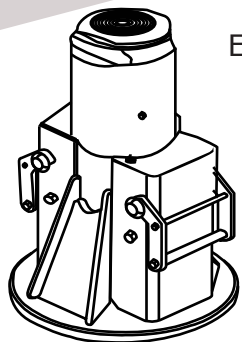


“More power and productivity for less!”

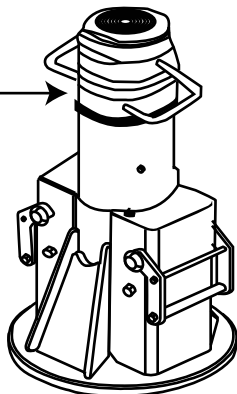
Engineered with more versatility and the safest interlocking extension system in the industry.

Extensions eliminate the need for cribbing.

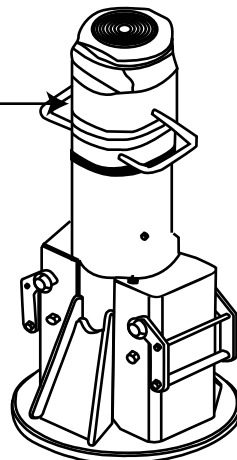
Example 175Ton Jack



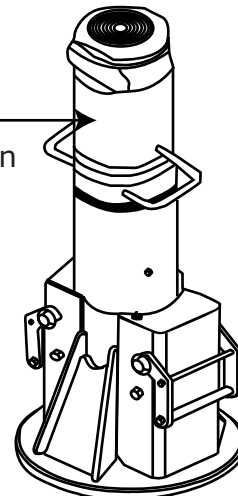
EXT175B →



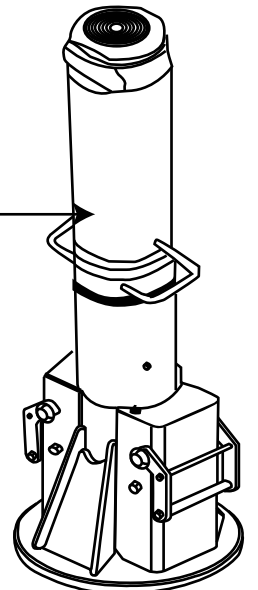
4 + 4
Extension



4 + 8
Extension



4 + 16
Extension



41.5" Retracted Height
65.5" Extended Height

45.5" Retracted Height
69.5" Extended Height

49.5" Retracted Height
73.5" Extended Height

54.5" Retracted Height
78.5" Extended Height

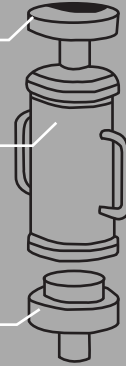
62.5" Retracted Height
86.5" Extended Height

This is how the Aluminium Interlocking Extensions fit together.

Standard Saddle

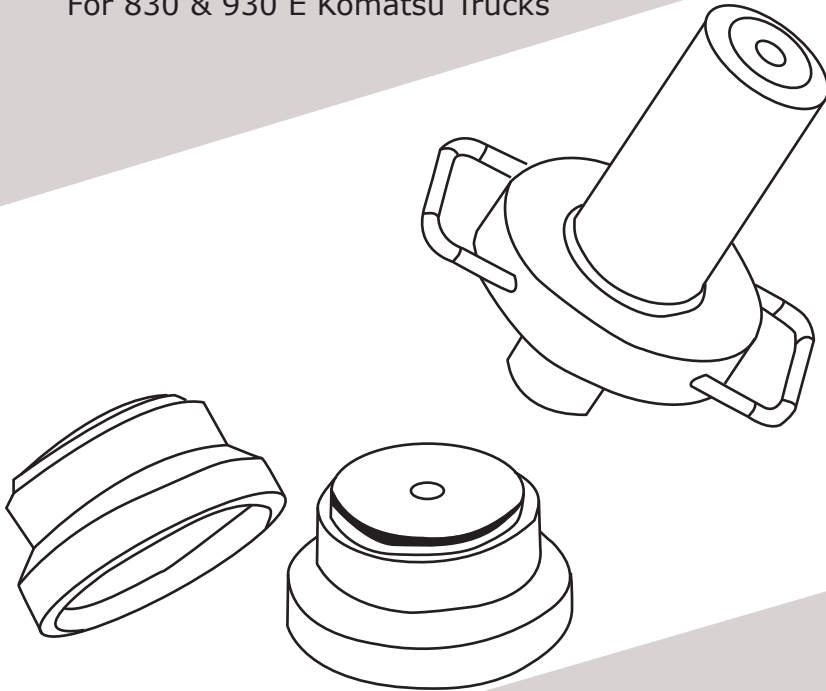
16" Aluminum Extension

4" Steel Base Extension



Special Adapters and Saddles

REAR SUSPENSION ADAPTORS
For 830 & 930 E Komatsu Trucks



FRONT SUSPENSION ADAPTORS
100 Ton, 120 Ton & 175 Ton Modular Jack

Reduce Cribbing Requirements

Extension Adaptors & Load Holding Ring Features

Swivel Saddle Will Compensate For a Sloped Jacking Point, Up to 5°, To Reduce Side Loading Stress, Mandatory With Extensions

Lift Handles For 20" (4 + 16") Extensions

4" Steel Alloy Base Extension

Welded Handles On the Load Holding Rings

Threaded Hole In Plunger For Hoisting Maintenance of Lift Module

Lightweight Aluminum Extension Adaptors in 4+6", 4 + 8", and 4 +16" Standard Heights

Large Diameter Interlocking Segments For Added Strength

Purpose Designed Interlocking System Prevents Double Stacking

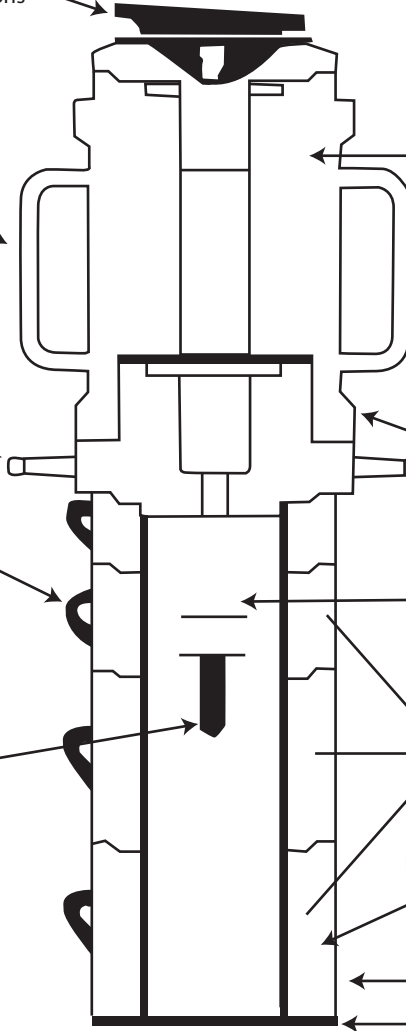
Steel Stem Resistant to Bending Under Side Load

Various Load Holding Ring Heights For Flexibility

Internal Bevel Reduces Spreading

Base Ring

Lifting Ram



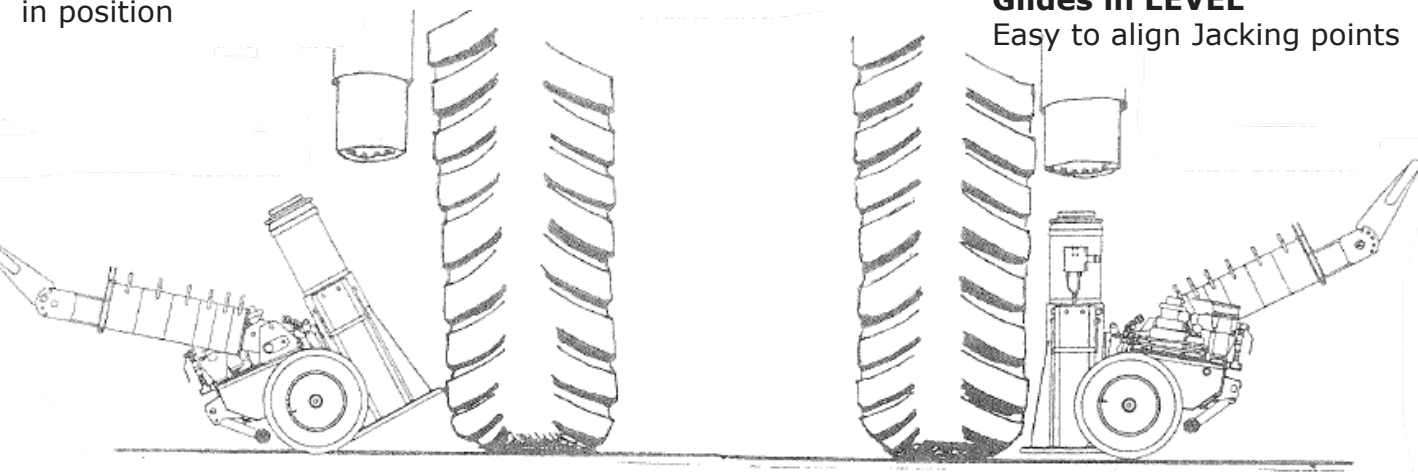
Color Coded Parts To Eliminate Incorrect use of LHR's and Extensions

Advantage of the "Level Scoot"

Precise positioning without backstrain.
Get into the tight positions without manhandling jack.

Glides in LEVEL
Easy to align Jacking points

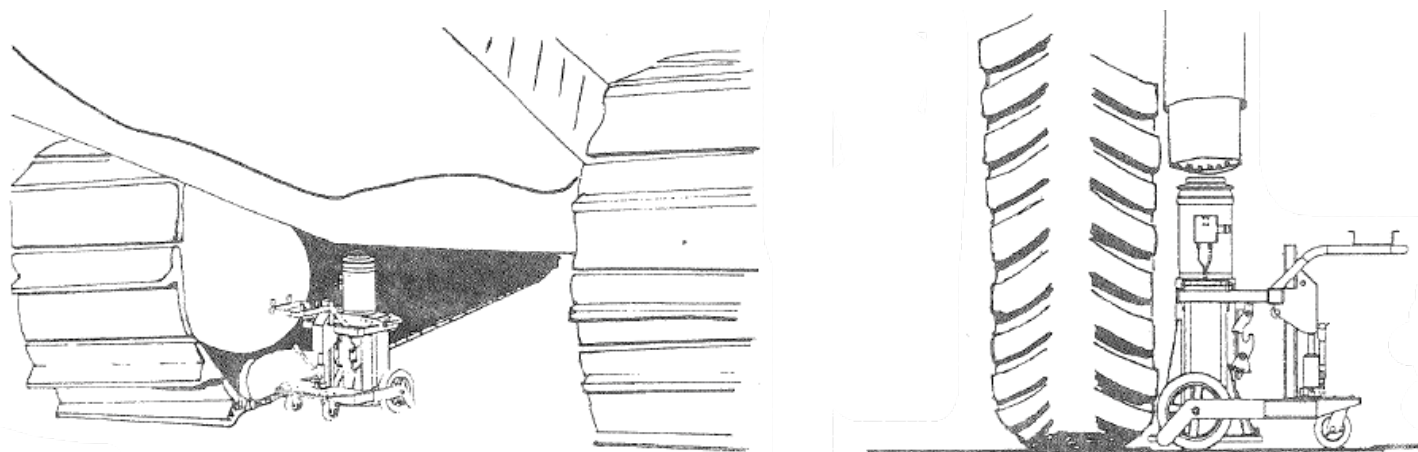
Traditional Positioning
Must be tilted to be placed in position



Big Trucks Require Big Jacks

The Balance & Maneuverability Will Surprise You.

At 1300lbs the 175 Ton Modular Jack can be handled with ease. Design features include remarkable balance. The handle has 5 upper handle adjustments and the lower handle has three adjustment positions. These features allow you to adjust according to the operator and the job at hand. In the upright position, the loop in the handle offers perfect balance for lifting with a forklift or crane. (Smaller versions have the appropriate adjustments according to size)



Positioning the jack, using the "Bulldog"



The BULLDOG
An accessory which provides easy positioning & transportation of Lift Modules into tight places.